

BS EN 60332-1-2:2004

**Test On Electric And Optical
Fibre Cables Under Fire
Conditions**

WF Report Number

177602

Date:

14th November 2008

Test Sponsor:

**FTC – Fabbrica Trentina
Conduttori Srl**

Bodycote warringtonfire Test Report No. 177602

BS EN 60332-1-2: 2004

**Tests on electric and optical fibre cables under fire
conditions**

**Part 1-2: Test for vertical flame propagation for a
single insulated wire or cable – Procedure for 1 kW
pre-mixed flame**

Sponsored By

**FTC - Fabbrica Trentina Conduttori Srl
Sud Tirol Kabelwerke
Via Pineta 21B
38068 Rovereto (TN)
Italy**

CONTENTS	PAGE NO.
TEST DETAILS.....	4
DESCRIPTION OF TEST SPECIMENS	6
TEST RESULTS	8
SIGNATORIES.....	9



Test Details

Purpose of test	<p>To determine the performance of a specimen of a cable when it is subjected to the conditions of test specified in BS EN 60332-1-2:2004, "Tests on electric and optical fibre cables under fire conditions – Part 1-2: Test for resistance to vertical flame propagation for a single insulated cable – Procedures for 1kW pre-mixed flame.</p> <p>The test was performed in accordance with the procedure specified in BS EN 60332-1-2:2004 and this report should be read in conjunction with that Standard.</p> <p>The burner was applied for 60 seconds.</p>
Scope of test	<p>BS EN 60332-1-2:2004 specifies a method of test for resistance to vertical flame propagation for a single electrical insulated conductor or cable, or optical cable, under fire conditions. Part 1 specifies the test apparatus and Part 1-2 specifies the test procedures.</p> <p>BS EN 60332-1-2:2004 specifies the use of a 1kW pre-mix flame and is for general use, except that the procedure specified may not be suitable for the testing of small single insulated conductors or cables of less than 0.5mm² total cross-section because the conductor melts before the test is completed, or for the testing of small optical fibre cables because the cable is broken before the test completed. In these cases, the procedure given in BS EN 60332-2 is recommended.</p> <p>The performance requirements for a particular type or class of insulated conductor or cable should preferably be given in the individual cable standard. In the absence of any given requirement it is recommended that those given below should be taken as a minimum level.</p> <p>The single insulated conductor or cable shall pass the test if the distance between the lower edge of the top support and the onset of charring is greater than 50mm. In addition, a failure should be recorded if burning extends downwards to a point greater than 540mm from the lower edge of the top support.</p> <p>If a failure is recorded two more tests shall be carried out. If both tests result in passes the insulated conductor or cable shall be deemed to have passed the test.</p>
Fire test study group/EGOLF	<p>Certain aspects of some fire test specifications are open to different interpretations. The Fire Test Study Group and EGOLF have identified a number of such areas and have agreed Resolutions which define common agreement of interpretations between fire test laboratories which are members of the Groups. Where such Resolutions are applicable to this test they have been followed.</p>
Instruction to test	<p>The test was conducted on the 4th November 2008 at the request of FTC - Fabbrica Trentina Conduttori Srl, the sponsor of the test.</p>

Provision of test specimens

The specimens were supplied by the sponsor of the test. **Bodycote warringtonfire** was not involved in any selection or sampling procedure.

Conditioning of specimens

The specimens were received on the 6th October 2008 and were conditioned at a temperature of $(23\pm 5)^{\circ}\text{C}$ for a minimum period of 16 hours at a relative humidity of $(50\pm 20)\%$.

Description of Test Specimens

The description of the specimens given below has been prepared from information provided by the sponsor of the test. All values quoted are nominal, unless tolerances are given.




Plate 1 – Photograph of test specimen

Product reference		"Eurosafte FE 180"
Cable marking		"EUROSAFE FE 180 2G1.5 SCR. FIRE RESISTANT BS6387 CWZ, EN 50200 PH 120, EN 60332-1-2, EN 61034-2, FIPEC(EN)50339-2-1 CE 09/08"
Cable function		Fire system connections
Number of cores x core size		2 x 1.5mm ²
Voltage rating		300/500V
Overall diameter		9.3mm (stated by sponsor) 8.0mm (determined by Bodycote warringtonfire)
Overall weight per unit length		77.52kg/km (stated by sponsor)
Conductors	Product reference	"Solid Plain Annealed Copper Wire"
	Generic type	Solid copper wire
	Name of manufacturer	See Note 1 below
	Cross sectional area	1.5mm ²
	Weight per unit length	13.52kg/km
Insulation	Product reference	"Special Silicone Rubber"
	Generic type	Silicone rubber
	Name of manufacturer	FTC – Fabbrica Trentina Conduttori Srl
	Colour	"Blue" and "Brown"
	Thickness	0.8mm
	Weight per unit length	22.6kg/km
	Flame retardant details	See Note 1 below
Drain wire	Product reference	"Solid Tinned Copper Wire"
	Generic type	Solid tinned copper wire
	Name of manufacturer	See Note 1 below
	Cross sectional area	0.28mm ²
	Weight per unit length	2.5kg/km
Plastic tape (surrounding conductors)	Product reference	"Polyester Foil"
	Generic type	Polyester tape
	Name of manufacturer	See Note 1 below
	Colour	"Neutral"
	Thickness	25µm
	Density / weight per unit length	See Note 1 below
	Flame retardant details	See Note 1 below

Continued on next page

Foil tape (surrounding conductors and plastic tape)	Product reference	"Aluminium / Polyester Laminate Tape"
	Generic type	Aluminium / polyester
	Name of manufacturer	See Note 1 below
	Colour	"Blue / Silver"
	Thickness	25µm
	Density / weight per unit length	See Note 1 below
	Flame retardant details	See Note 1 below
Outer sheath	Product reference	"Special Halogen Free LSZH"
	Generic type	Low smoke zero halogen See Note 1 below
	Name of manufacturer	FTC – Fabbrica Trentina Conduttori Srl
	Colour	"Red"
	Thickness	1mm
	Weight per unit length	33.32kg/km
	Flame retardant details	See Note 1 below
Brief description of manufacturing process		The conductor wires are insulated by extrusion of a continuous silicone rubber layer, which has been high temperature cross-linked. The cores are then twisted together and shielded. Finally, the sheathing is applied by a semi-compression extrusion process.

Note 1. The sponsor of the test was unwilling to provide this or further information.

Test Results

Results of test The distance between the lower edge of the top support and the upper onset of charring was 385mm.

The distance between the lower edge of the top support and the lower edge of charring was 495mm.

Conclusion


The specimen therefore meets the recommended performance requirements given in Annex A of BS EN 60332-1-2: 2004.

Validity


The specification and interpretation of fire test methods are the subject of ongoing development and refinement. Changes in associated legislation may also occur. For these reasons it is recommended that the relevance of test reports over five years old should be considered by the user. The laboratory that issued the report will be able to offer, on behalf of the legal owner, a review of the procedures adopted for a particular test to ensure that they are consistent with current practices, and if required may endorse the test report.

This report may only be reproduced in full. Extracts or abridgements shall not be published without permission of **Bodycote warringtonfire**.

Signatories


Responsible Officer S. Deeming *


Approved M. Dale * Deputy Operations Manager


Authorised C. Dean * Operations Manager

* For and on behalf of **Bodycote warringtonfire**.

<i>Report Issued: 14th November 2008</i>

This version of the report has been produced from a .pdf format electronic file that has been provided by **Bodycote warringtonfire** to the sponsor of the report and must only be reproduced in full. Extracts or abridgements of reports must not be published without permission of **Bodycote warringtonfire**.



Bodycote warringtonfire · Head Office · Holmesfield Road · Warrington · Cheshire · WA1 2DS · United Kingdom

Tel: +44 (0) 1925 655 116 · Fax: +44 (0) 1925 655 419 · Email: Info@warringtonfire.net · Website: www.warringtonfire.net

